



Sampling table **FLICK**Desk90



VERY EASY TO ASSEMBLE



INTERIOR SHELF



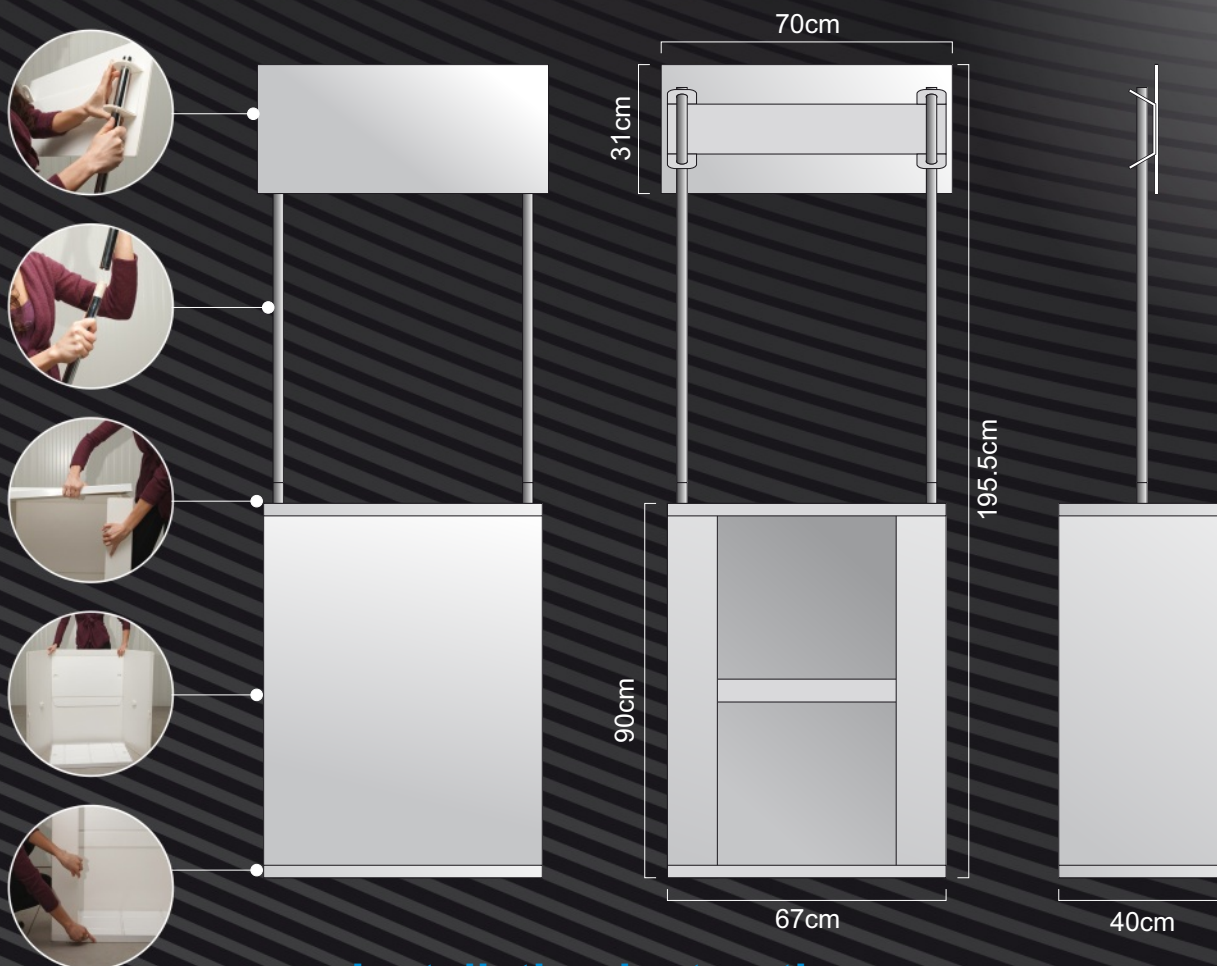
COLOURED TOPS



TWO TYPES OF PACKAGING





Specifically designed for promotional campaigns in shops and supermarkets, FLICKDesk180 offers an outstanding price/quality ratio. It is very easy and stable, it can mount /unmount fast and can sustain up to 50kg. The header and the front panel can be personalized by direct printing or by sticking and the inside may, optionally, be provided with a shelf.



Installation instructions

1. Position the lower panel on the floor and unwrap the graphic panel.
2. Starting from a corner, fix the graphic panel in the lower panel channel .
- 3-4. Mount the upper panel so that the graphic panel to set into the channel.
- 5-6. Enter the inner shelf in the lower panel slot and then drop it into final position.
7. Connect the chrome pipes, insert them into the holes in the upper panel and then fit them into the lower panel.
8. Mount the header entering the chrome pipes through the holes of the fins.





Sampling table **FLICKDesk180**



VERY EASY TO ASSEMBLE



INTERIOR SHELF



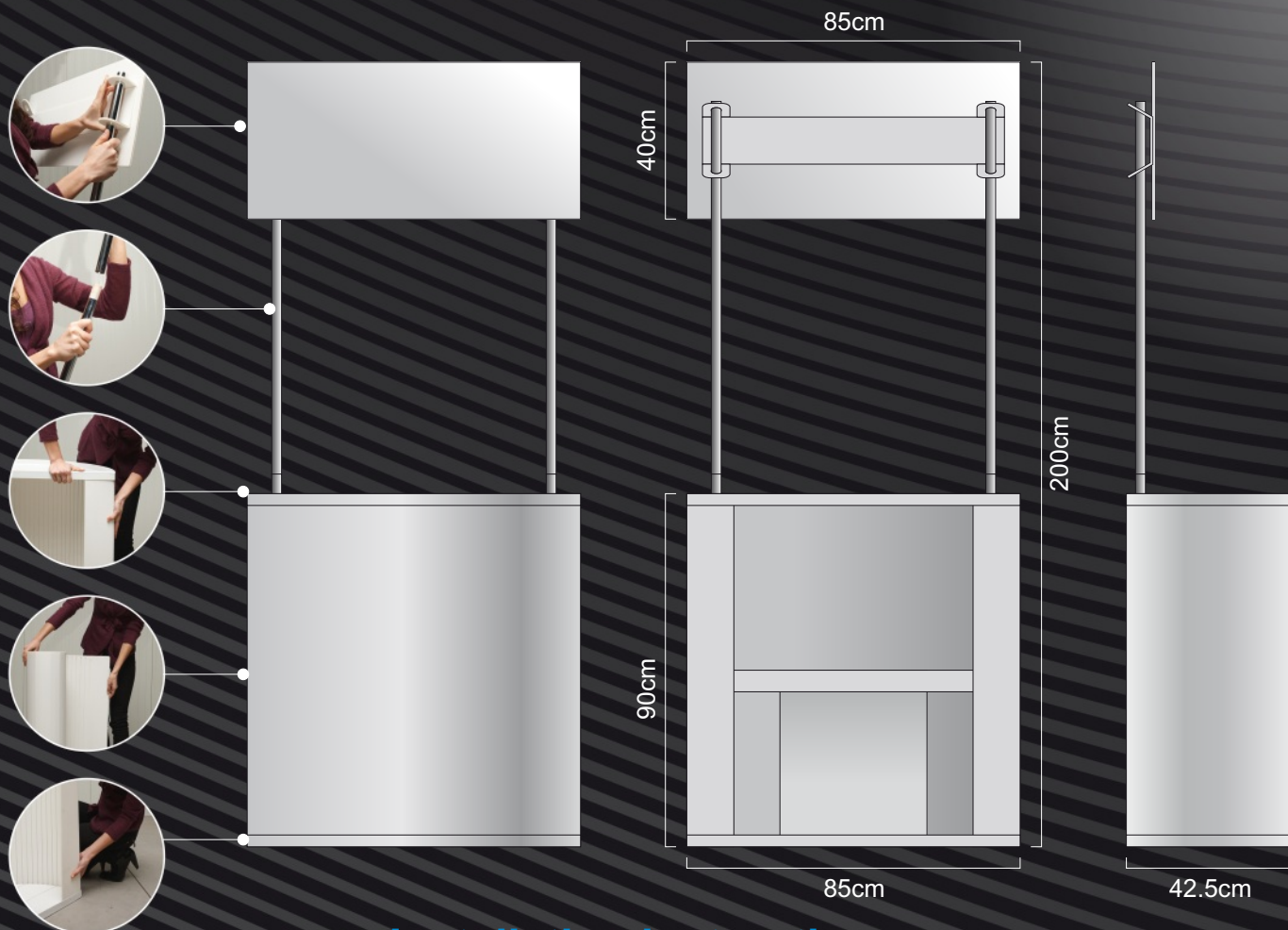
COLOURED TOPS



TWO TYPES OF PACKAGING



Specifically designed for promotional campaigns in shops and supermarkets, FLICKDesk180 offers an outstanding price/quality ratio. It is very easy and stable, it can mount /unmount fast and can sustain up to 50kg. The header and the front panel can be personalized by direct printing or by sticking and the inside may, optionally, be provided with a shelf.



Installation instructions

1. Position the lower panel on the floor and unwrap the graphic panel.
2. Starting from a corner, fix the graphic panel in the lower panel channel .
- 3-4. Mount the upper panel so that the graphic panel to set into the channel.
- 5-6. Enter the inner shelf in the lower panel slot and then drop it into final position.
7. Connect the chrome pipes, insert them into the holes in the upper panel and then fit them into the lower panel.
8. Mount the header entering the chrome pipes through the holes of the fins.

